




Tutorial
F28-SC
antenna swap


required tools:

- 8mm open-end wrench
- 2.5mm hex wrench
- side cutter




1) remove frontplate screws

- 2.5mm hex wrench
- remove all 7 bolts





2) separate casing from frontplate

1. tilt casing
2. unplug paddle shifters
3. cut zip-tie
4. unplug antenna



3) swap antenna

1. remove old antenna
2. mount new antenna
3. install new zip-tie
4. plug-in new antenna
5. tighten zip-tie



4) assemble

1. plug-in shifters
2. move antenna cable to original position
3. tilt casing
4. mount frontplate